

An aspirational diet will have you dreaming of success; but it's the attachment of expectations and tangible goals that feeds the desire, persistence, and fortitude required to make the win.

Aspiration Pathway



Aspirations are what
shape and make us stand
apart from other living
beings.

Helen Lee



Aspiration Pathway

Initiative from Corporate Parenting Forum.

To start with Spring Term PEPs 2024.

Completed with someone who has good relationship with child.

Detailed document so can be prioritised for certain year groups / children eg: Y11, Y10, Y7, Y6.

Appreciate this will take longer to complete – delegate!


Two parts to pathway:

Part 1: Orange document to be downloaded and completed / reviewed at least ONCE per year.



The image shows a template for the 'Aspiration Pathway' form. It has an orange background. At the top, the title 'ASPIRATION PATHWAY' is written in large white capital letters, followed by the tagline 'Dream. Aspire. Achieve.' in a smaller white font. Below this is a 'Name:' label followed by a long white rectangular box for the name. The main body of the form consists of four vertical white rectangular boxes, each representing a goal or aspiration. A winding black road with white dashed lines runs through the form, starting from the bottom left and ending at the top right. Along this road are eight numbered markers: 01 (yellow), 02 (green), 03 (teal), 04 (blue), 05 (purple), 06 (pink), 07 (red), and 08 (orange). Each marker is placed on a segment of the road. At the bottom left, there is a logo for 'VIRTUAL SCHOOL' with a small icon of a school building. At the bottom center, the website address 'www.sthelens.gov.uk/virtualschool' is printed. At the bottom right, there is a small crest logo for 'ST HELENS'.

•At least once per year. On ePEP – Child Menu – Documents – St Helens Documents



SEN: No SEN

Last PEP:
Last Doc Gen:
Social care ID:
UPN:
DT:
SW:
DOB:

27 days until next PEP

Virtual School Contact: Hel

Last VS Rating
On: 18-12-2023
Rating: Green

Attendance monitored by
Welfare Call

Child menu options ▾

Download options ▾

Child menu options ▾

- Change History
- Attendance Report
- Previous PEPs
- Documents
- Notes
- Pupil Premium Summary

BY : Epep System. ON : 12-Oct-2021, 14:49
VS Rating: Green

BY : Epep System. ON : 12-Oct-2021, 14:49
VS Rating: Green

St Helens Documents

[WFC-Shared] ePEP User Manual

PDF

Aspiration pathway

Y : Michelle Hart ON : 26-Oct-2023, 11:19

Pupils View - Secondary

DOC BY : Andrew Henderson ON : 07-Sep-2016, 11:17


Pupils View - Primary and Reception

DOC BY : Andrew Henderson ON : 31-Aug-2016, 10:43

ASPIRATION PATHWAY

Dream. Aspire. Achieve.

Name:



The diagram illustrates an 'Aspiration Pathway' as a winding road with eight numbered milestones. The road starts at the bottom left, goes up to milestone 01, then down to 02, up to 03, down to 04, up to 05, down to 06, up to 07, and finally down to 08. Each milestone is represented by a colored pin icon with a number. Above each pin is a large, empty white rectangular box for notes. The background is orange with a subtle gradient.

- 01
- 02
- 03
- 04
- 05
- 06
- 07
- 08

To be completed at least once per year and may be re-visited during the year.

Can be printed off or typed on document (word).

To be uploaded back onto PEP.

Examples to follow.

Part 2 of Aspiration Pathway.

Page 8 of ePEP document.

To be completed each term as part of the PEP meeting process.

LOGOUT Home MyChildren Attendance2 Portal (86) Mail (17) EPEP (321) VirtualSchool VS2(beta) Reports

St Helens Council Bobby Testchild 16-Jan-2008 at Ashwell Peters [9999] Pep meeting on: 26-Jul-2023
Form: Aspiration Pathway

Aspiration Pathway

Go to previous page Save page Save page and go to next page Go to next page

1 Has the Aspiration Pathway been uploaded onto the child or young person's PEP? [DT]	2 Has the Aspiration Pathway been started with the child or young person? [DT]
<input type="text"/>	<input type="text"/>
3 If yes, who has worked on the aspiration pathway with them? [DT]	4 What is the child or young person's aspiration for their future? [DT]
<input type="text"/>	<input type="text"/>
5 How would you categorise this aspiration? [DT]	6 Who will be in the network that helps the child or young person achieve their aspiration? [DT]
<input type="radio"/> Academic/Educational <input type="radio"/> Career <input type="radio"/> Sports <input type="radio"/> The Arts <input type="radio"/> Social and Relationships <input type="radio"/> Volunteering and the community <input type="radio"/> Life enriching activities <input type="radio"/> Emotional Wellbeing <input type="radio"/> Other	<input type="text"/>
7 Has any progress been made to the Aspiration Pathway since the last PEP? [DT]	8 Please detail any progress that has been made. [DT]
<input type="text"/>	<input type="text"/>
9 How does the child or young person feel their Aspiration Pathway is progressing? [DT]	10 Has the child or young person decided to change their aspiration? [DT]
<input type="text"/>	<input type="text"/>
11 Current PEP RAG rating for 'Aspiration Pathway'	12 VS comments - Aspiration Pathway
<input type="text"/>	<input type="text"/>

Go to previous page Save page Save page and go to next page Go to next page

1 Has the Aspiration Pathway been uploaded onto the child or young person's PEP?

[DT]



3 If yes, who has worked on the aspiration pathway with them?

[DT]



5 How would you categorise this aspiration?

[DT]



- ☐ Academic/Educational ☐ Career ☐ Sports ☐ The Arts ☐ Social and Relationships
☐ Volunteering and the community ☐ Life enriching activities ☐ Emotional Wellbeing
☐ Other

7 Has any progress been made to the Aspiration Pathway since the last PEP?

[DT]



9 How does the child or young person feel their Aspiration Pathway is progressing?

[DT]



2 Has the Aspiration Pathway been started with the child or young person?

[DT]



4 What is the child or young person's aspiration for their future?

[DT]



6 Who will be in the network that helps the child or young person achieve their aspiration?

[DT]



8 Please detail any progress that has been made.

[DT]



10 Has the child or young person decided to change their aspiration?

[DT]



Aspiration Pathway

- **Child's whole life**
- **Academic** – good GCSEs; to go to University; to take History for one of my options.
- **Career** – to be a doctor, hairdresser, engineer, police etc.
- **Sports** – to join my local football team; to win my gymnastics competition; to be a professional rugby player.
- **The Arts** – to go to a drama club; to start to paint; to learn to play the piano.
- **Social and Relationships** – to have a family of my own; avoid falling out with people; make friends at my new school.
- **Volunteering and the Community** – to look after rescue dogs; to join the Guides; to go to Church every week.
- **Life enriching activities** – to go travelling; to go to Glastonbury; to go on holiday with my friends when we are 18.
- **Emotional wellbeing** – to be happy; to not get angry; not to be suspended from school.
- **Other**

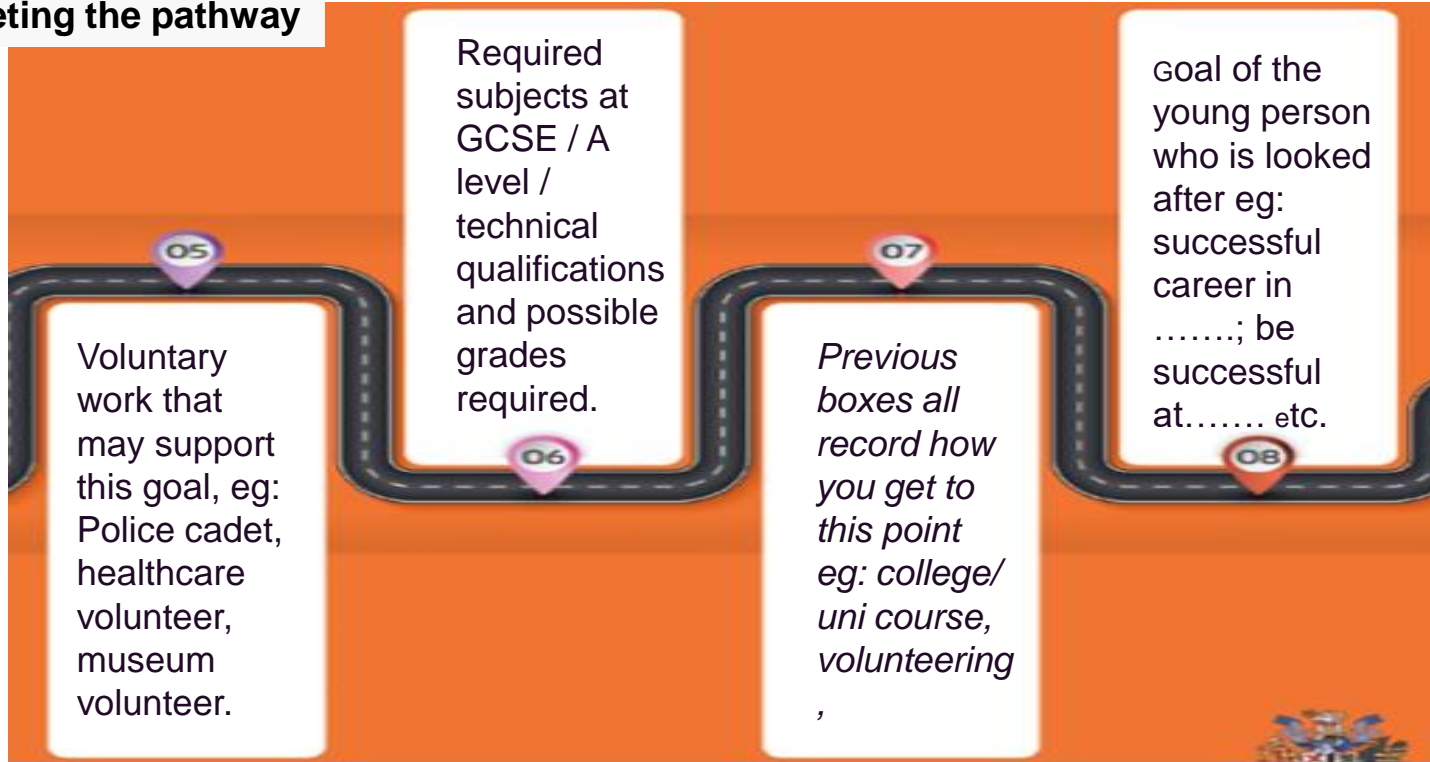
Completing the Aspiration Pathway

There is no correct way to fill in the pathway, it is designed to allow you to find a way that suits you

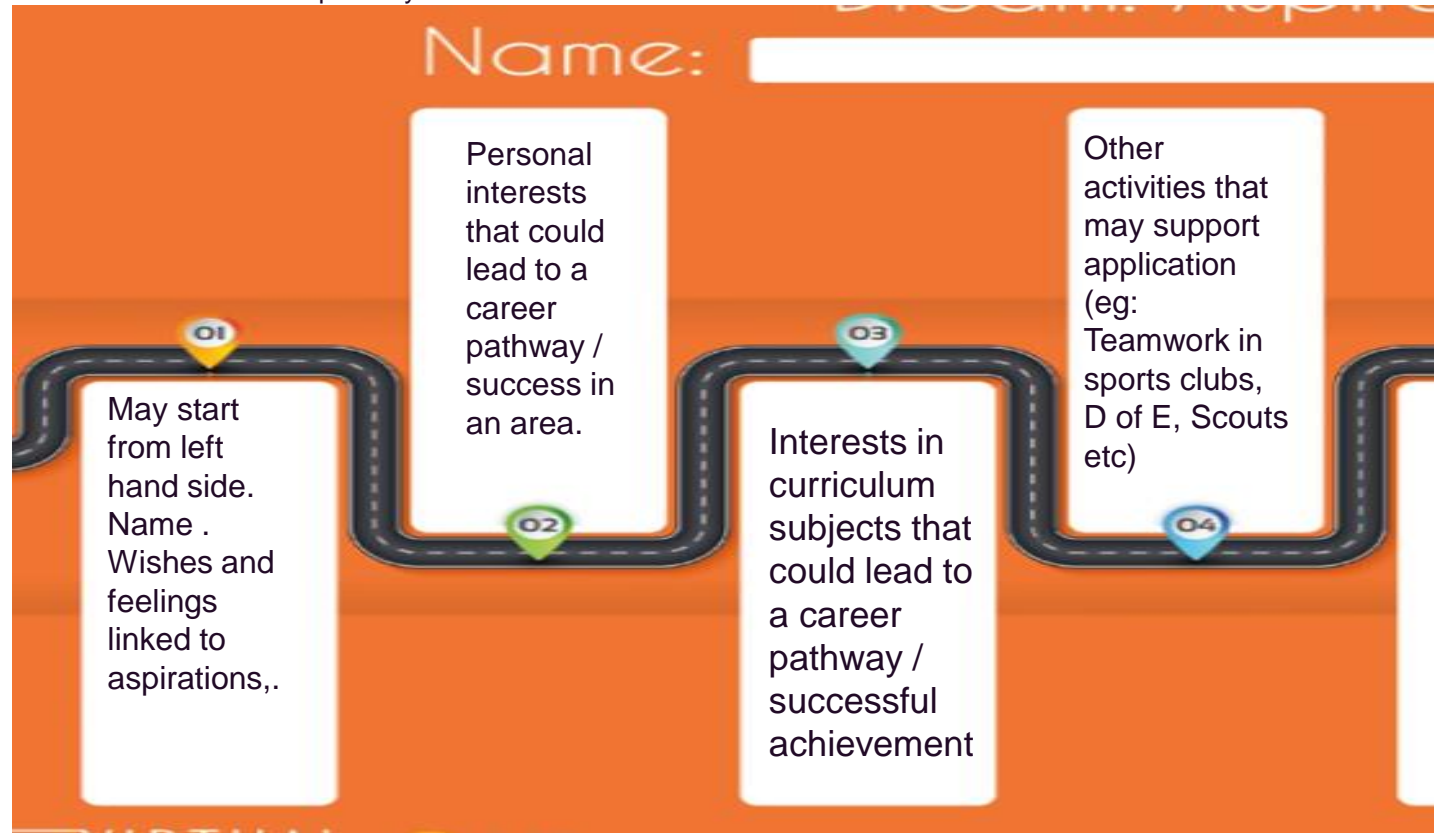
Things that could be included as steps

- Researching a role model
- Plan careers advice / appointment
- Look at Job descriptions
- College research
- Clubs to attend
- Work experience
- Practise of skills such as communication, teamwork
- Trips / experiences
- Purchase equipment
- Allocate a mentor to help support plans for aspirations
- Volunteering
- Find out qualifications required to progress
- Facilitate communication with staff to encourage attendance at school clubs

Completing the pathway



From left hand side of pathway



Y1
child

ASPIRATION PATHWAY

Dream. Aspire. Achieve.

Name:

The diagram illustrates a career aspiration pathway as a winding road with 8 numbered stops. Each stop contains a hand-drawn illustration and a handwritten note:

- 01:** A white card with "My name is..." and a dark oval space for a name.
- 02:** A drawing of a baby in a yellow and orange striped onesie.
- 03:** A drawing of a school building.
- 04:** A drawing of a college building with the handwritten note "I have to go to high school & college".
- 05:** A drawing of a university building with the handwritten note "I need to go to university".
- 06:** A drawing of a person in a yellow shirt and blue cap with the handwritten note "I have to keep fit & healthy".
- 07:** A drawing of a car with the handwritten note "I have to learn to drive".
- 08:** A drawing of a police officer in a blue uniform with the handwritten note "I want to be a police lady".

At the bottom left, the text "VIRTUAL SCHOOL" is accompanied by a logo. Below it, the text "I go to" is followed by a blank space for a school name. At the bottom right is the St Helens Council logo and the website address www.sthelens.gov.uk/virtualschool.

Dream. Aspire. Achieve.

Name: Bobby Test Child (Y5) - Rugby Player

01
1. Watch rugby on tv, go to a rugby game to watch my favorite team. Research more information about some of my favorite players and choose a role model.

02
2. Practise my skills at training and in games and work on my fitness and strength. Play for my local club every week and make sure I go to training regularly.

03
3. Attend school rugby training and play in matches against another schools.



04
4. Attend the community camps held by my local professional team. This is a good opportunity to practise my skills and they offer opportunities to meet the professional players.

05
5. Set myself high standards at school. Aim to get expected levels or above in my SATS then go onto to high school and achieve at least grade 5s in my GCSEs.

06
6. Research the college courses offered locally and by the local professional clubs that would provide a pathway into the professional clubs.

07
7. Aim to Join a professional clubs junior academy on a scholars program or as an academy player.

08
8. Be a professional Rugby League player.



Name: _____

Career in IT – Y8

01
1. Research different careers in IT and read some job descriptions to see if I would like to do those Jobs.



2. Narrow down a field to work in by looking at the skills required for each of the jobs. Research the salary potential for each and the qualification required.

02

03
3. Join a club at school in the ICT /computing department to practice and develop IT/ computing skills. Look out for any school based activities or competitions for ICT / design tech STEM.

04

4. Look at any opportunities to take part in work experience through school or in the school holidays to gain some insight into the job roles.

05
5. Look for any mentoring programmes that might be available through school or through family member.

6. Look at local college/ university/ apprenticeship courses that would link to the job I would like to do.



06

07
7. Speak to careers advisor and start to put together a CV.



8. To have a career in IT and work for a large company like Google.



08

ASPIRATION PATHWAY

Dream. Aspire. Achieve.

Name: _____

Year 10
example

01
Come into school every day. I attend school every day and I have always had good attendance. Even on the days I don't feel like coming into school, I still come in.

02
Attend all lessons and be fully equipped to learn. Have the right attitude and be open to learning new things. Facing challenges head on!

03
Revise for exams, listen in lessons and attend tuition. Attend all booster lessons. Take on any advice from teachers.

04
GCSE pass grades in maths, English and art

05
A – Levels – Art – possibly in sixth form or Carmel College?

06
Try to gain some experience in the art field. Possibly volunteering in galleries etc.

07
University – Art degree.
To look into courses that are on offer that I am interested in!

08
Art related career –
Artist
Art Teacher
Interior Designer

Name:

Example - Hair and Beauty (Y11)

01
1. Continue to work hard at school to ensure that I can progress on to the best college course possible. Aim for 5 GCSE's grade 5 and above including Maths and English.

02
2. Research local college courses and find out the minimum grades required to access the course. Speak to the school careers advisor to get further support.

03
3. Arrange some work experience to a local salon to get more knowledge of the hair and beauty industry. Ensure that I develop my communication skills as this will be a key skill that I need.

04
4. Follow local business pages on social media to research what they offer. Research role models in the hair and beauty sector.

05
5. Apply for a Saturday job to get more experience in a salon environment. Continue to develop my CV and keep a good record of the courses that I complete.

06
6. Go to college and finish my qualifications whilst getting more experience in a salon-based job role.

07
7. Find a mentor to support me with my long term goal to own my own salon. Work in a successful salon whilst getting industry experience.

08
8. Own my own business in hair and beauty. Have a successful salon with members of staff that specialize in hair, nails, lashes and aesthetics.

Reminders:

- Sheet to work with children and young people needs to be **downloaded**
- Sheet needs to be **completed at least once per year**
- Sheet needs to be **uploaded back onto the PEP** →
- ePEP **page 8 needs to be completed termly** even if not formally reviewed it eg: remember we talked about what you want to do....has that changed... anything I can help you with....anything you have seen that could help you...
- **These may not change but boxes should not be left blank.**
- **No right or wrong way to complete the pathway**

Any questions?

Have a go. We are here to help.



The screenshot shows the PEP system interface. A red arrow points from the 'Child menu options' dropdown to the 'Download options' dropdown. Another red arrow points from the 'Download options' dropdown to the 'Documents' link in the sidebar. A third red arrow points from the 'Add a document/file' section to the 'Description' field, which contains the text 'Aspiration Pathway Spring 2024'. A fourth red arrow points from the 'Add a document/file' section to the 'Type of File' dropdown, which is set to 'Supporting PEP Documents'. Below the dropdowns, there is a red warning box that reads: 'Please do not upload files that are password protected, contain macros or encrypted as our system will reject these'. At the bottom, there is a 'Choose File' button and a message: 'No file chosen (subject to 20mb size limit)'.

Change History

- Attendance Report
- Previous PEPs
- Documents
- Notes
- Pupil Premium Summary

8. Aspiration Pathway

9. VS Feedback

Document Tags

Completed PEP Documents (6)

Academic Year

2022/2023 3

2023/2024 3

Add a document/file

Description

Aspiration Pathway Spring 2024

Who can view

DT, SW and Virtual School

Type of File

Supporting PEP Documents

Please do not upload files that are password protected, contain macros or encrypted as our system will reject these

Choose File No file chosen (subject to 20mb size limit)